

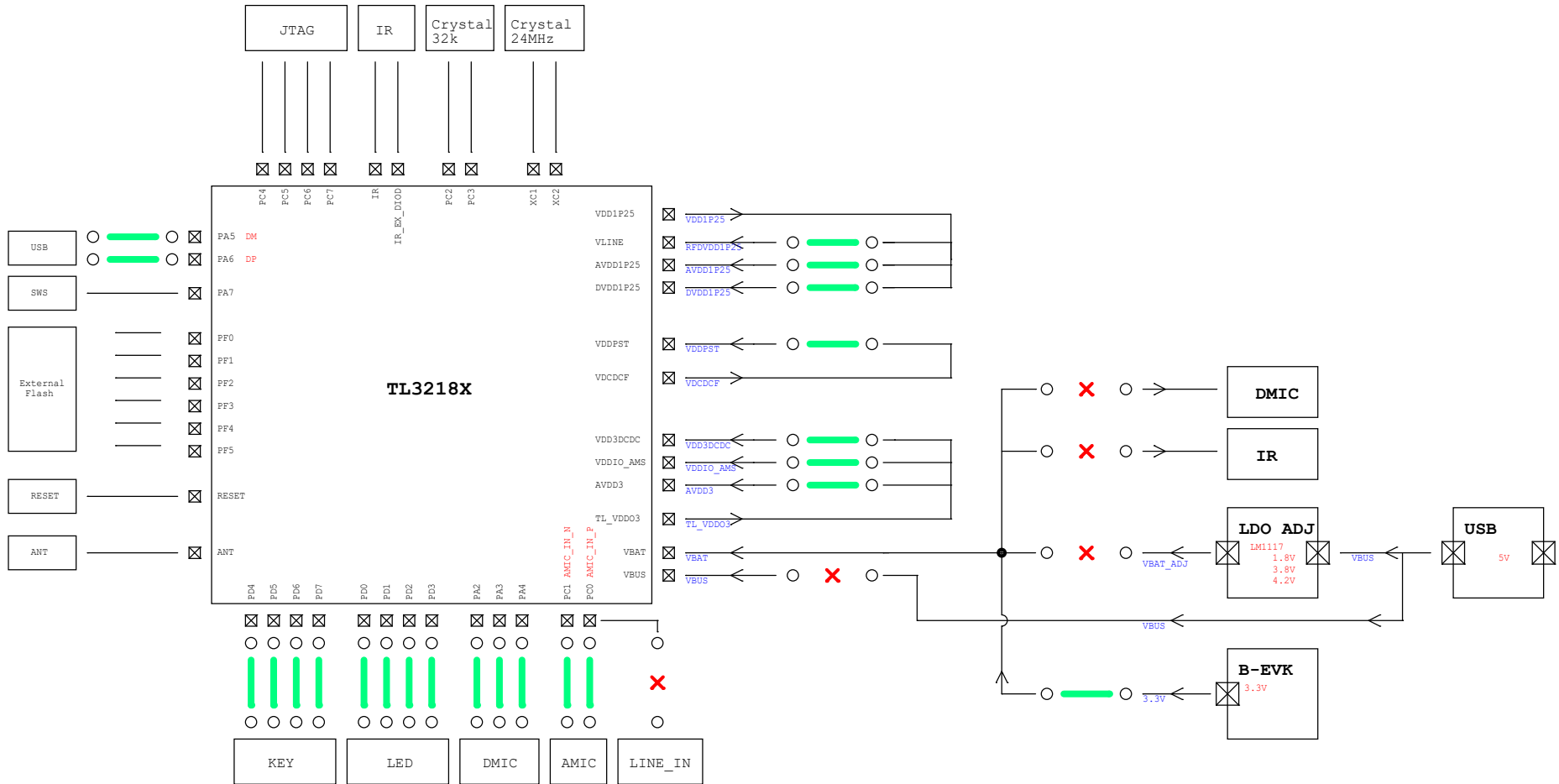
REV1.0

REV1.1

REV1.2

REV1.3

Author	Approved by
QIANG	Xiang
Date	Note
2024/04/22	Initial Version
2024/04/29	THIS IS EX-FLASH IC ,TL_VDCDCF&TL_VDDPST 1V8 SHORT
2024/07/23	TL9268A->TL3218X Change earphone connector Change inductor footprint
2024/09/09	Add SDM Audio Output Circuit



<<TL_PA0
<<TL_PA1
<<TL_PA2
<<TL_PA3
<<TL_PA4
<<TL_PA5_DM
<<TL_PA6_DP <<TL_IR
<<TL_PA7_SWS <<TL_IR_EX_DIOD

<<TL_PB0
<<TL_PB1
<<TL_PB2
<<TL_PB3
<<TL_PB4
<<TL_PB5
<<TL_PB6
<<TL_PB7

<<TL_PC1_AUDIO_N <<TL_PC2_32K
<<TL_PC0_AUDIO_P <<TL_PC3_32K

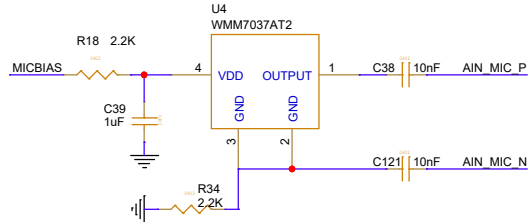
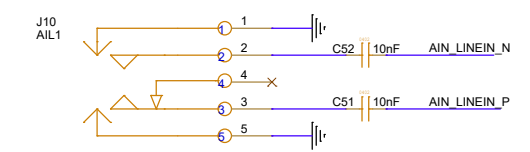
<<TL_PC4_TDI
<<TL_PC5_TDO
<<TL_PC6_TMS
<<TL_PC7_TCK

<<TL_PD0
<<TL_PD5

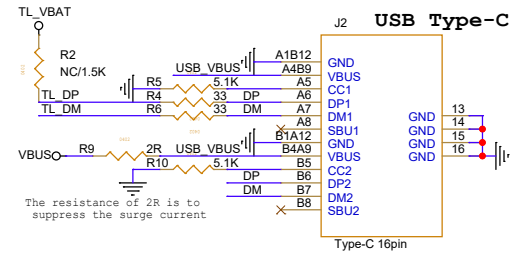
<<TL_PE0
<<TL_PE1
<<TL_PE2
<<TL_PE3
<<TL_PE4
<<TL_PE5
<<TL_PE6
<<TL_PE7

<<TL_SDMN1
<<TL_SDMP1
<<TL_SDMN0
<<TL_SDMP0

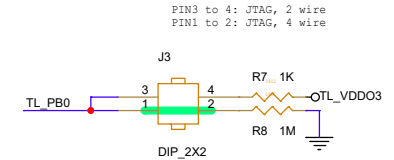
LINE IN & AMIC



USB



JTAG option

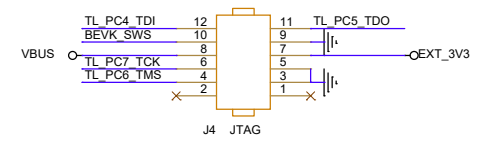


Serial Resistance for tuning SWS

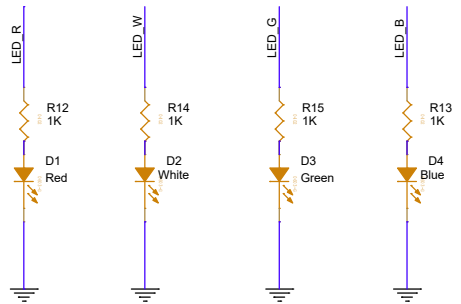


SWS

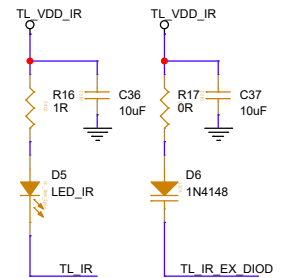
J4 Pin	Support
12 PIN	5-WIRE
8 PIN	2-WIRE



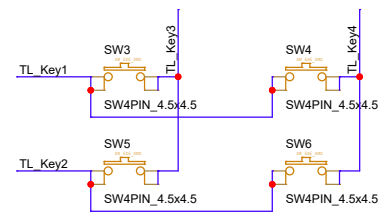
LED





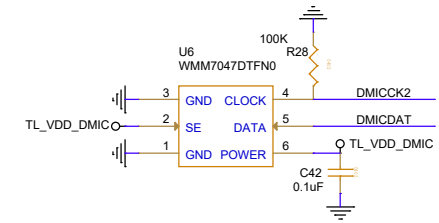
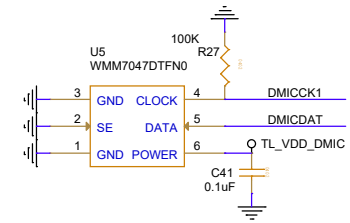
IR



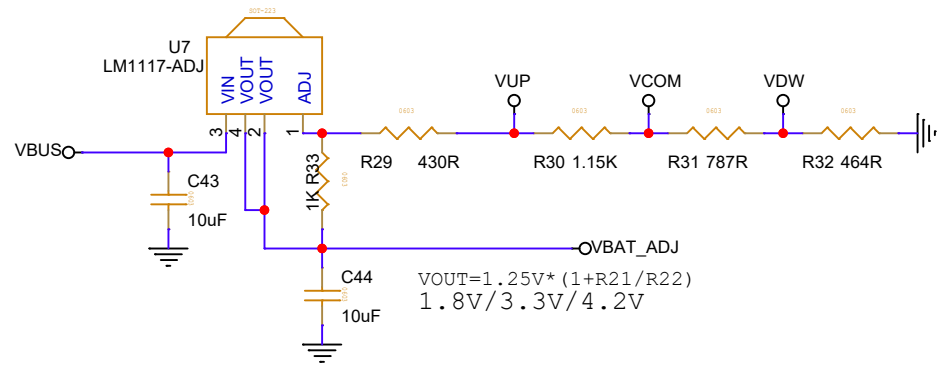
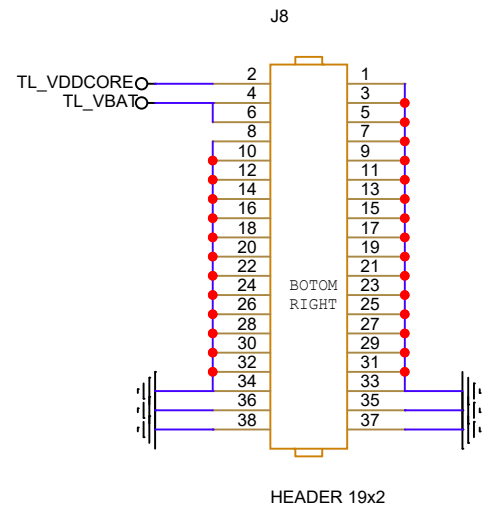
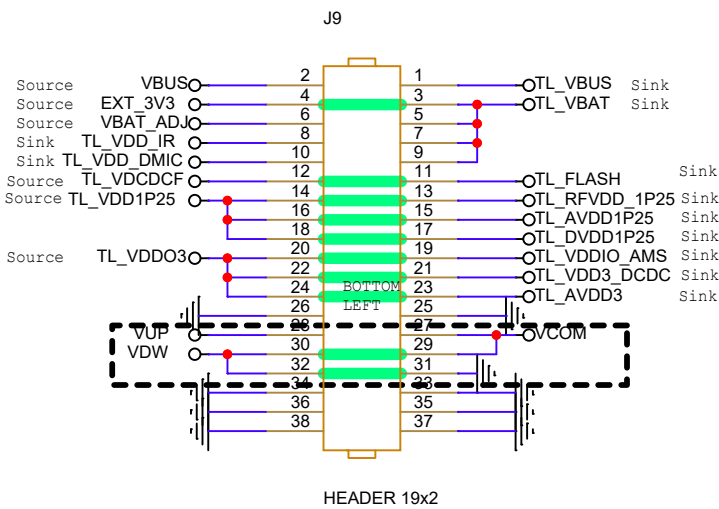
KEY



DMIC



<Variant Name>		
Title	TELINK	
Size	Document Number	Rev
A3	C1T335A20	V1.3
Date:	Thursday, October 10, 2024	Sheet 4 of 6

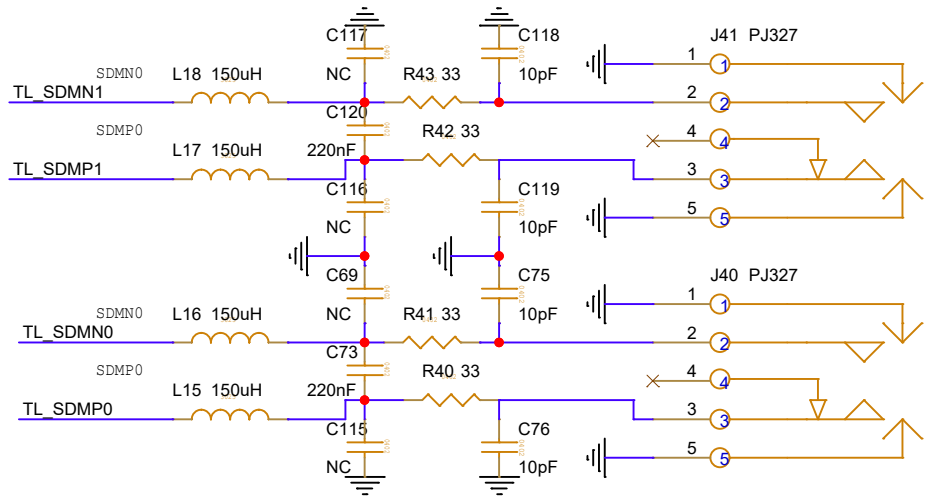


<Variant Name>

Title			
TELINK			
Size	Document Number		Rev
A4	C1T335A20		V1.3
Date:	Thursday, October 10, 2024		Sheet 5 of 6

<<TL_SDMN1
<<TL_SDMP1
<<TL_SDMN0
<<TL_SDMP0

SDM



<Variant Name>

Title		
TELINK		
Size	Document Number	Rev
A4	C1T335A20	V1.3
Date:	Thursday, October 10, 2024	Sheet 6 of 6