

Date	Version	Note	Designer	Reviewer
2021/09/28	V1.0	Initial Version	Hanyue	Weixiang
2021/12/14	V1.1	1,change the antenna length 2, add the C22	Hanyue	Weixiang
2022/01/17	V1.1	1, update the value of C4,L1,C5,C6 and L2 2, change C15,C16,C17 to NC	Hanyue	Weixiang
2023/08/22	v1.1	1, GD25LD40C -> P25Q40SU-SSH-I GD25LD40C is out of stock. The flash inside the chip has been changed to P25D40SUFWF	haikuan	canlong
2023/10/09	V1.1	Change C3(NC) to D6(TT0321SB/PESDRC2XP5VB)	Canlong	Lixiang
2024/03/23	V1.1	Add 4th-order LC filter in RF path and usb esd protection	Canlong	Lixiang
2024/07/16	V1.1	1.Connect a 10-ohm resistor in series with the USB VBUS pin. 2.USB DP/DM pins parallel ESD diodes, in series with a 33-ohm resistor.	Haikuan	Canlong

TL_DM_A1
TL_DP_A2
TL_SWS_A3

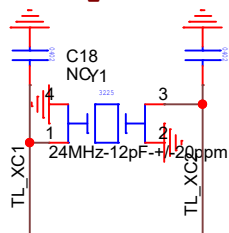
TL_A4
TL_A5
TL_A6
TL_A7

TL_D2
TL_D3
TL_D5
TL_D6
TL_D7

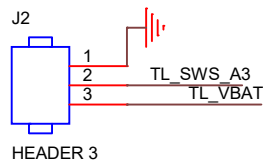
TL_B6
TL_B7
TL_C2
TL_C3
TL_B0
TL_B1

TL_F0_key1
TL_F1_key2

Crystal



DOWNLOAD



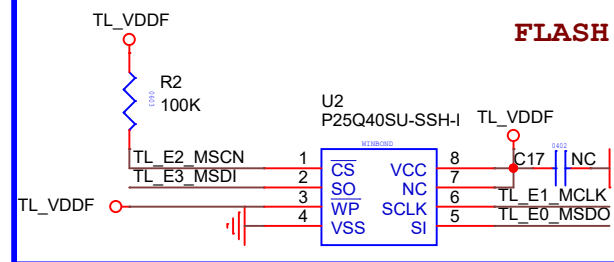
A 4th-order LC filter can be easier to pass certification

TT0321SB/PESDRC2XP5VB

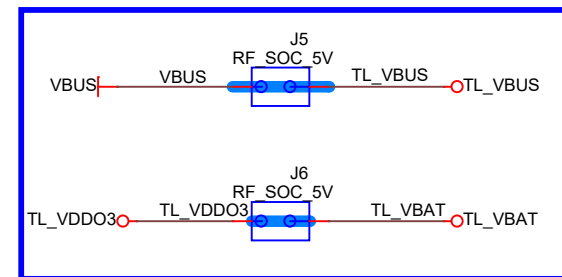
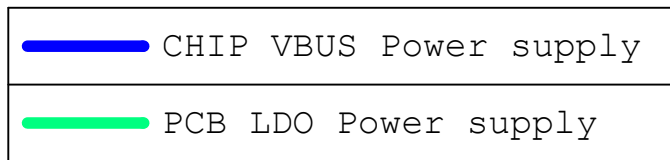
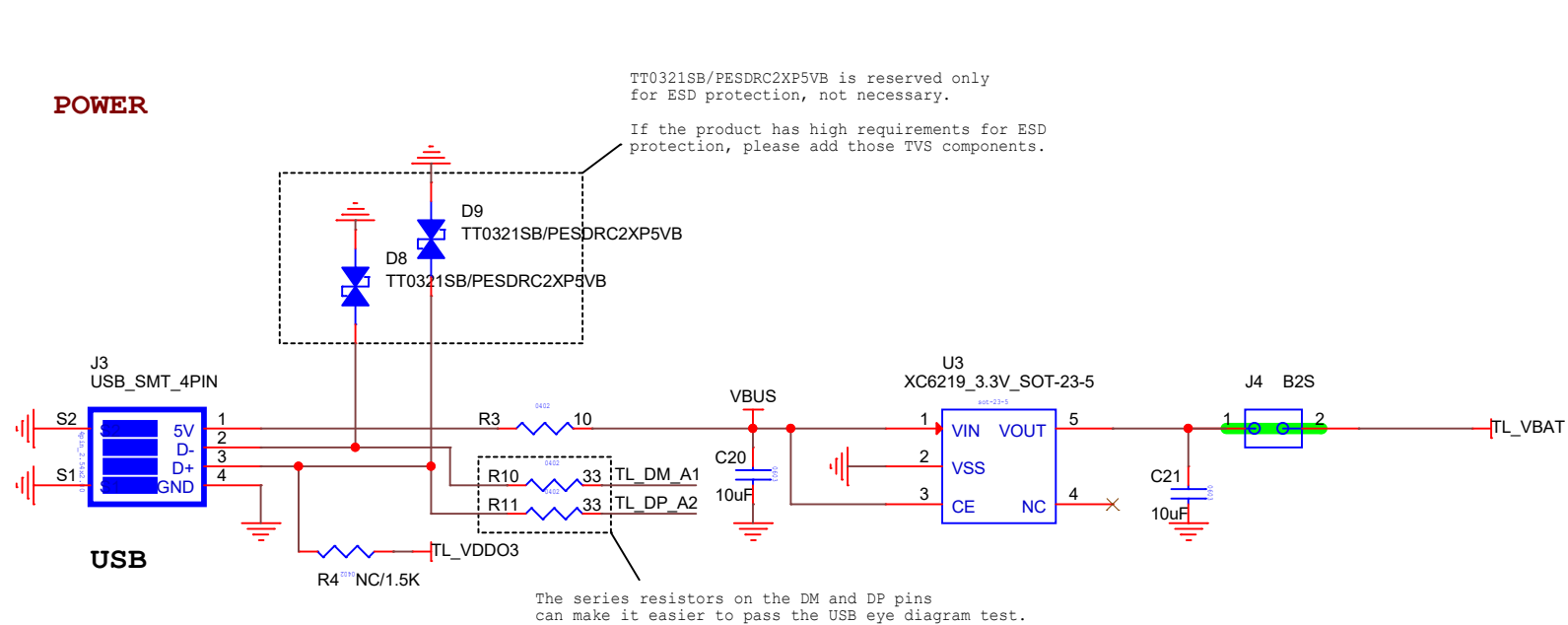
TT0321SB/PESDRC2XP5VB is reserved only for ESD protection, not necessary.

If the product has high requirements for ESD protection, please add those TVS components.

FLASH



Title			Telink-Semi	
Size	A4	Document Number	C1T261A3	
Date:	Monday, July 15, 2024		Sheet	2 of 4
		Rev	V1.1	



>>TL_DM_A1

>>TL_DP_A2

>>TL_SWS_A3

Title			Telink-Semi	
Size	Document Number		Rev	
A4	C1T261A3		V1.1	
Date:	Tuesday, July 16, 2024		Sheet	3 of 4

>>>TL_A4
>>>TL_A5
>>>TL_A6
>>>TL_A7

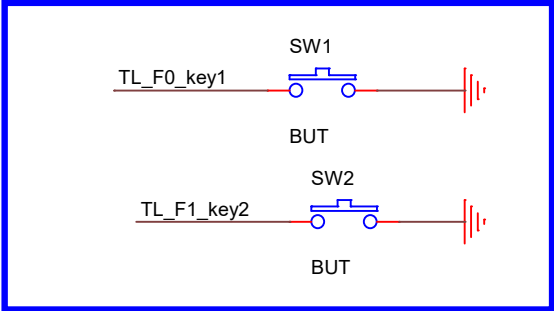
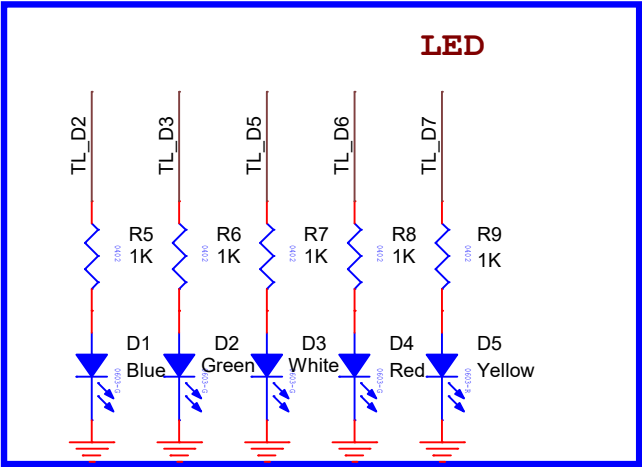
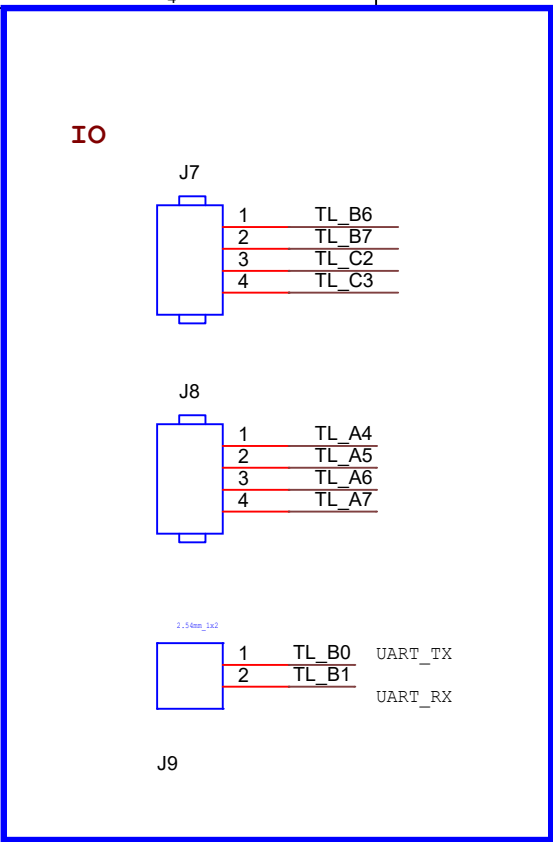
>>>TL_D2
>>>TL_D3
>>>TL_D5
>>>TL_D6
>>>TL_D7

>>>TL_B6
>>>TL_B7

>>>TL_C2
>>>TL_C3

>>>TL_B0
>>>TL_B1

>>>TL_F0_key1
>>>TL_F1_key2



Title			
Telink-Semi			
Size	Document Number		Rev
A	C1T261A3		V1.1
Date:	Monday, July 15, 2024		Sheet 4 of 4