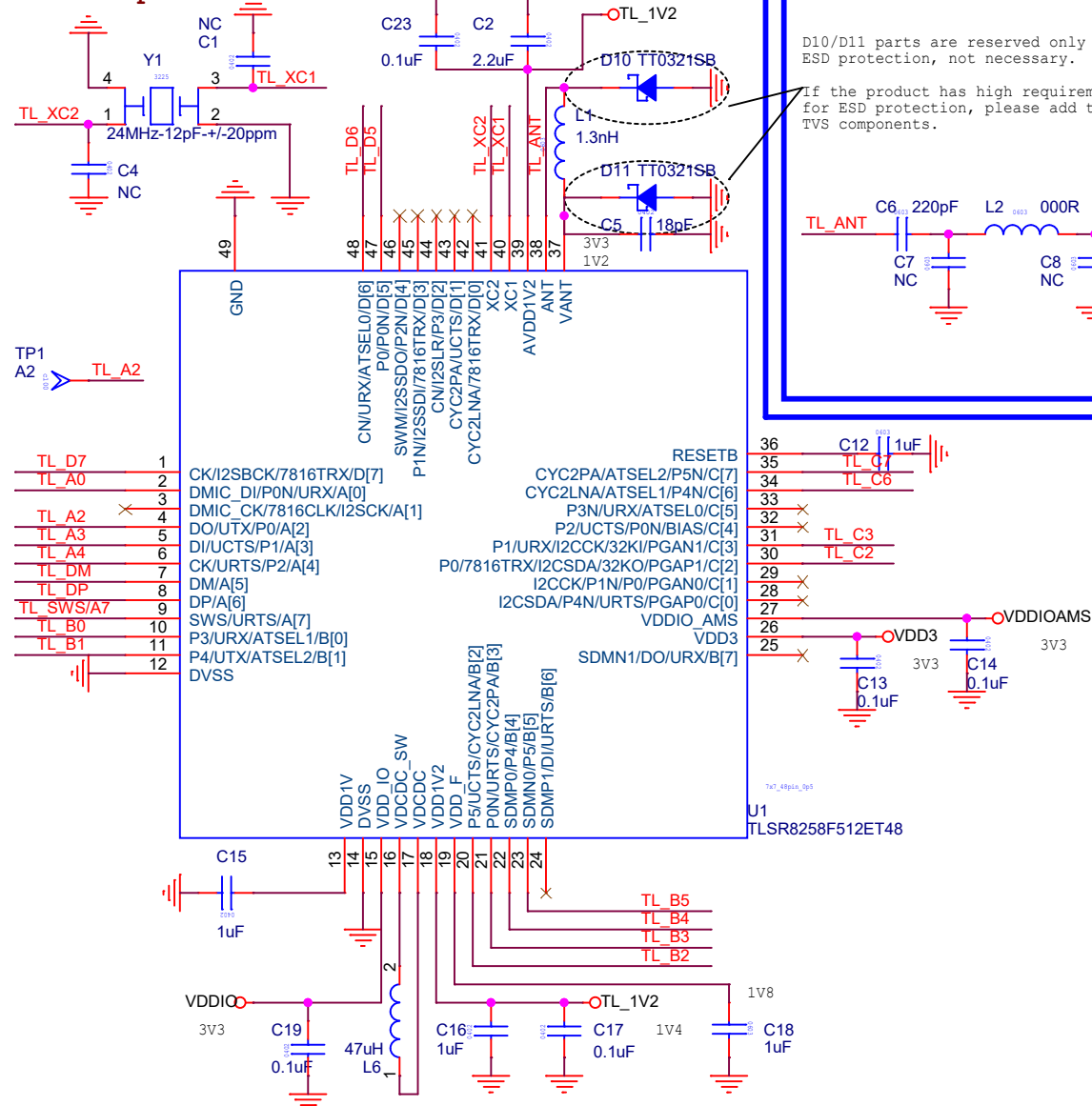


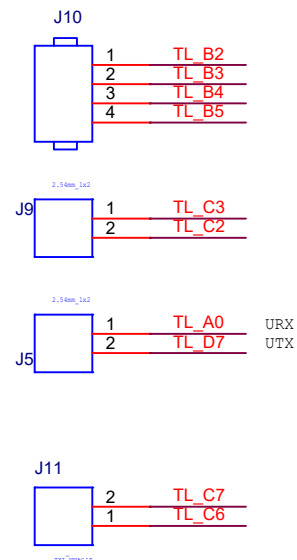
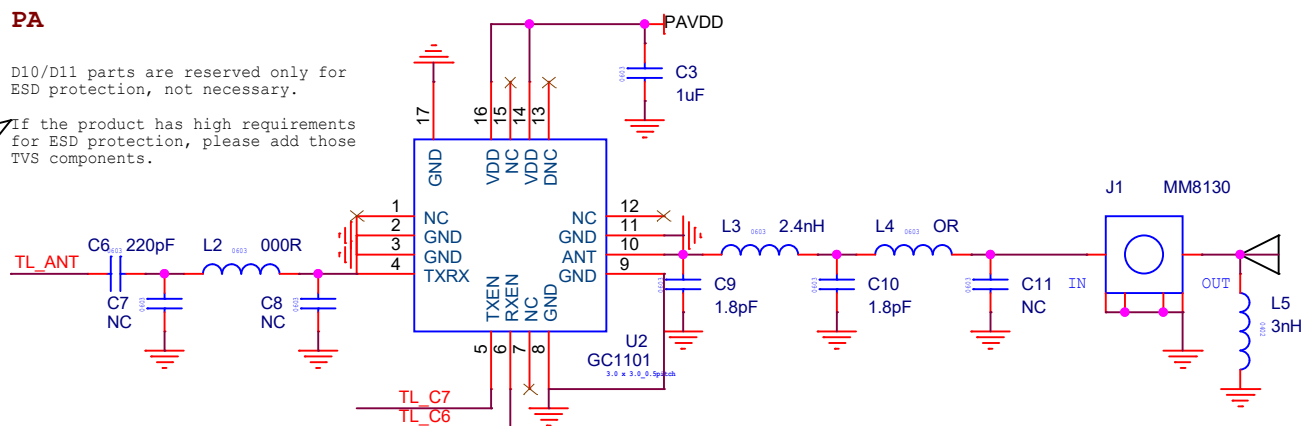
Date	Version	Update
2018-11-13	v1.0	update C9/C10/C11/L3/L4/L5 value
2018-11-30	v1.0	update C11/L4 value
2018-12-3	v1.0A	change antenna length
2019-02-26	v1.0A	update C9/C10/L3/L4 value
2019-08-13	V4.0	PA chip is changed to RF2401 C9=1.8pF L3=2.2nH C10=1.5pF L4=3.3nH C11=0.5pF
2020-06-04	V4.0	PA chip is changed to GC1101 C9=1.8pF L3=2.4nH C10=1.8pF L4=0R C11=NC
2021-07-13	V4.0	Add TVS diode TT0321SB to the RF pin, PCB is not updated

Title Telink-Semi		
Size A	Document Number C1T139A3	Rev V4.0
Date:	Tuesday, July 13, 2021	Sheet 1 of 2

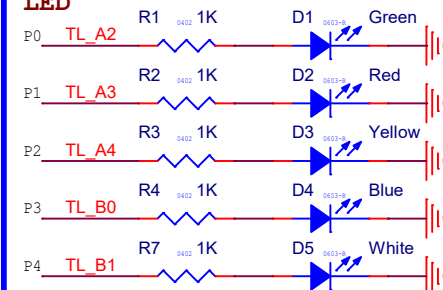


D10/D11 parts are reserved only for ESD protection, not necessary.

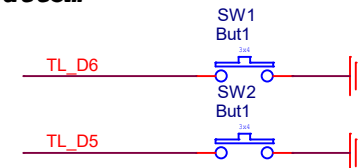
✓ If the product has high requirements for ESD protection, please add those TVS components.



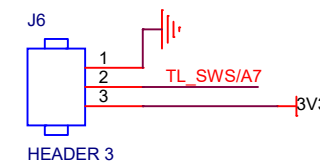
## LED



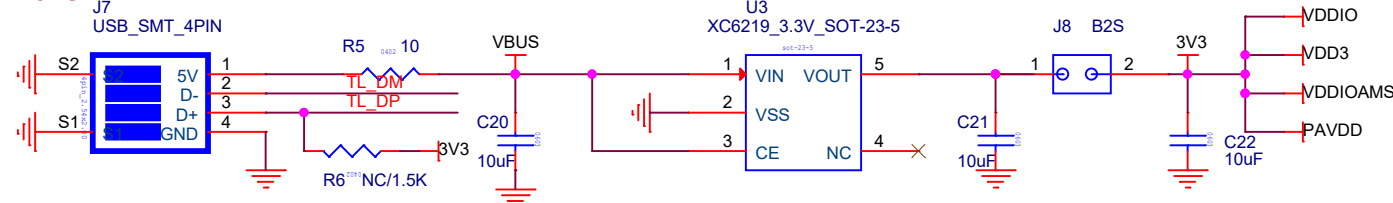
Buttom



## Download



## Power



Title Telink-Semi			
Size A4	Document Number C1T139A3		Rev V4.0
Date:	Tuesday, August 24, 2021	Sheet	2 of 2