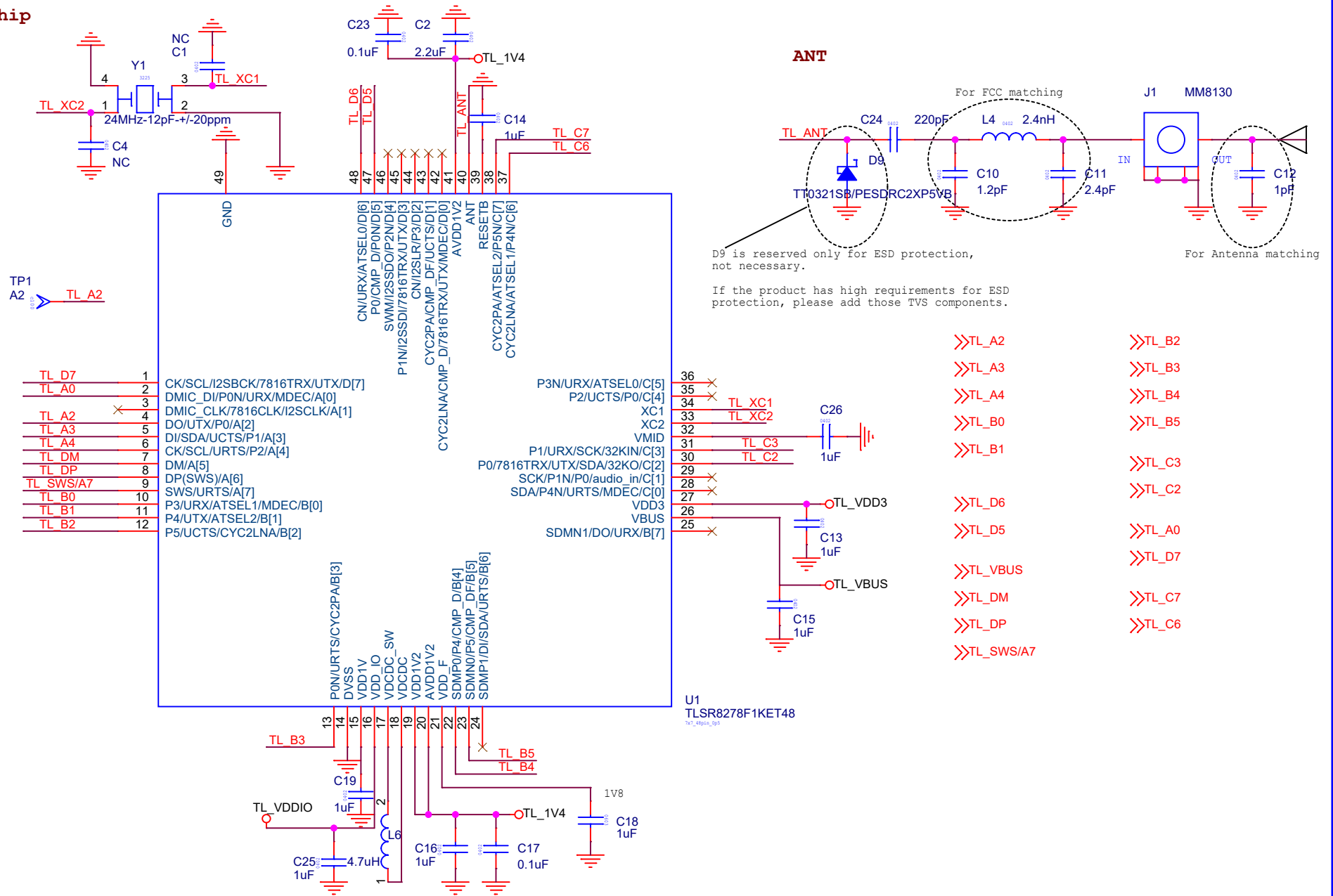


Date	Version	Note	Designer	Reviewer
2019-09-19	V1.0	Initial Version	Hongwei	Lixiang
2019-10-16	V1.0	Update value, C10=1.2pF L4=2.4pF C11=2.4pF, C9 NC, L5 changed to C12=1pF Component manufacturer: Murata Chip log: TLSR8278F1KET48 ZHU1933 EP7167.71	Hongwei	Lixiang
2021-07-12	V1.0	Add TVS diode TT0321SB to the RF pin, PCB is not updated	Hongwei	Lixiang
2023-10-09	V1.0	Add TVS diode TT0321SB/PESDRC2XP5VB to the RF pin, PCB is not updated Update value:L6=4.7uH	QIANG	Weixiang

Title Telink-Semi			
Size A	Document Number C1T201A3		Rev V1.0
Date:	Wednesday, October 25, 2023	Sheet	1 of 3



ANT

D9 is reserved only for ESD protection,
not necessary.

If the product has high requirements for ESD protection, please add those TVS components.

For FCC matching

J1 MM8130

For Antenna matching

- >>>TL_A2
- >>>TL_A3
- >>>TL_A4
- >>>TL_B0
- >>>TL_B1
- >>>TL_D6
- >>>TL_D5
- >>>TL_VBUS
- >>>TL_DM
- >>>TL_DP
- >>>TL_SWS/A7

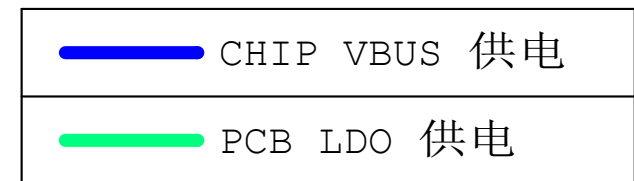
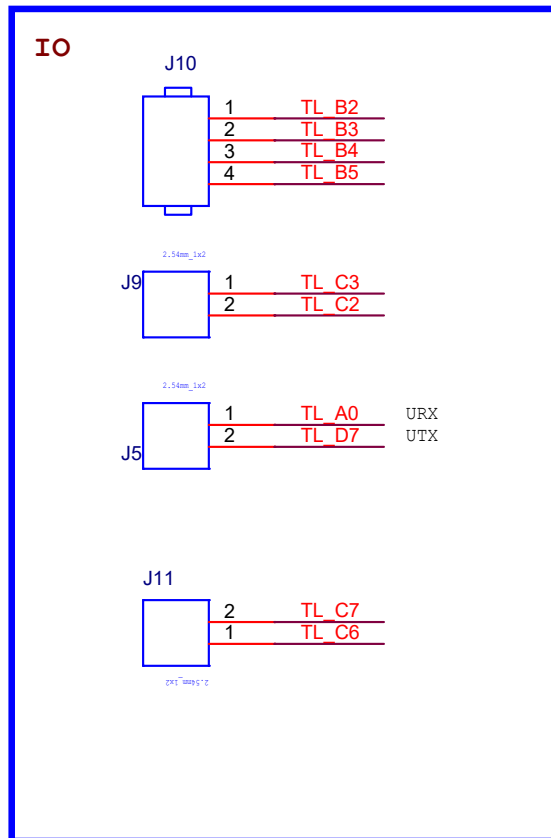
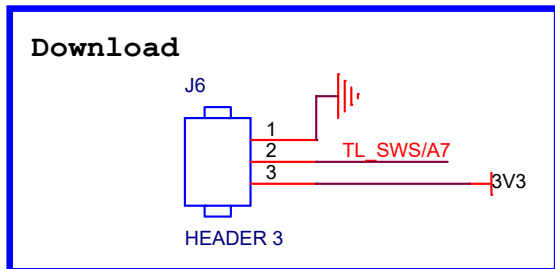
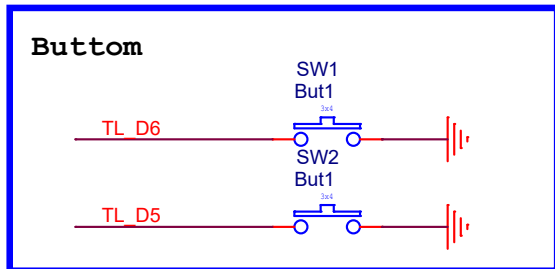
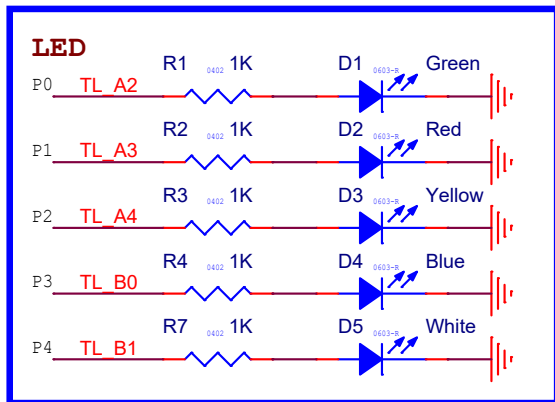
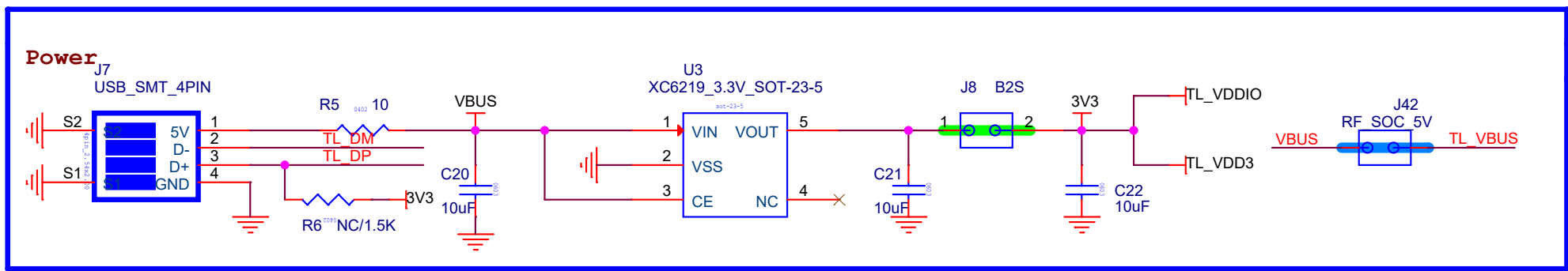
>>>TL_B2
>>>TL_B3
>>>TL_B4
>>>TL_B5

>>>TL_C3
>>>TL_C2

>>>TL_A0
>>>TL_D7

>>>TL_C7
>>>TL_C6

Title			
Telink-Semi			
Size A4	Document Number C1T201A3		Rev V1.0
Date:	Monday, October 09, 2023	Sheet 2 of 3	



>>TL_A2 >>TL_B2
 >>TL_A3 >>TL_B3
 >>TL_A4 >>TL_B4
 >>TL_B0 >>TL_B5
 >>TL_B1 >>TL_C3
 >>TL_D6 >>TL_C2
 >>TL_D5 >>TL_A0
 >>TL_VBUS >>TL_D7
 >>TL_DM >>TL_C7
 >>TL_DP >>TL_C6
 >>TL_SWS/A7

Title		
<Title>		
Size A	Document Number C1T201A3	Rev V1.0
Date:	Monday, July 12, 2021	Sheet 3 of 3